

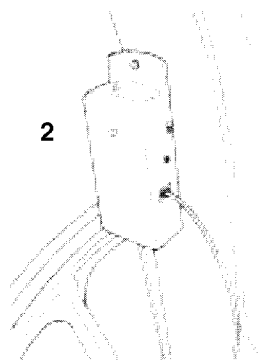
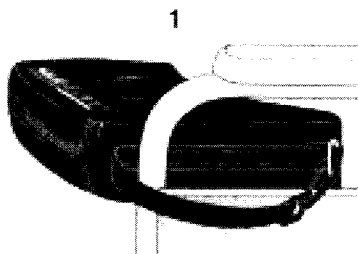
ChairPro™ / MultiPro™ Lift-Off Lap Cushion Alarm



Model #	Fits Wheelchairs	Unit
909525	16" - 18"	Each

INSTALLATION

1. Place below the wheelchair armrest pad (logo side up and zipper facing front). Bring web strap with clip around the armrest support bar and secure the clip to the D-ring. (Illustration 1)



2. Insert telephone-style plug into Modular Receptacle on right side of alarm. (Illustration 2) Alarm will sound. Press Auto-Reset to silence alarm.

OPERATION


1. Seat patient in wheelchair. Place the cushion over his/her lap. Bring strap with red loop around wheelchair armrest support bar, place magnet on metal strip, and secure Velcro® closure. (Illustration 3)

2. Use the following procedure to test the system before each use.

a. Press Battery-Test button. If alarm is weak or fails to sound, replace 9-volt battery and press button again. If alarm is still weak or fails to sound, discontinue use of alarm.

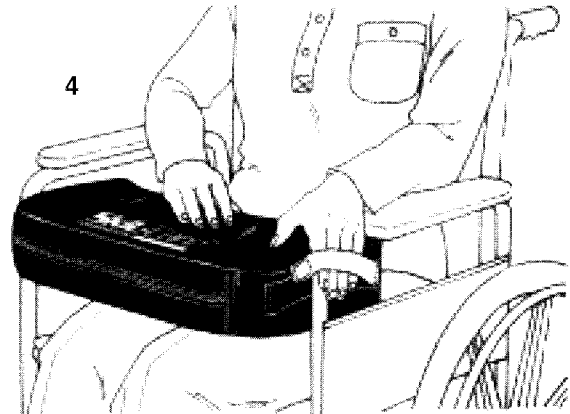
b. Make certain that the magnet is in contact with the metal strip. Battery indicator light should flash. If light fails to flash, make certain that telephone-style plug is secure and/or replace battery. If light fails to flash, discontinue use of alarm.

c. Pull magnet from metal strip. Alarm will sound. Reattach magnet to strip. Alarm will silence itself. The alarm is now in monitoring mode. If alarm fails to sound, check plug connection and/or replace battery. Retest. If alarm fails to sound, discontinue use of system.



3. Select high or low volume.

4. The alarm will activate when patient releases the magnet closure by



hand (Illustration 4) or by standing. Silence the alarm by pressing the Auto-Reset button. This places the alarm in the stand-by-mode. The alarm will automatically reset and go into the monitoring mode when the magnet is placed on the metal strip. **There is no on/off switch.**

5. Do not secure the magnet to the metal strip when the system is not being used to monitor your patient. Doing so will cause the battery indicator light to flash and shorten battery life.